




MULTI-PURPOSE SOLVENT PRIMER

Nippon Multi-purpose solvent primer is a solvent-based undercoat for different types of Wood, POP, gypsum and cement surfaces.



Feature	Action	Benefit
 No added Lead	No heavy metals added during manufacturing process	Does not harm human elements.
 Alkyd based formula	Strong Adhesion	Anchoring property ensures better performance of Top-coat
 Multi-Surface formula	Application on multiple surfaces	Can be applied on Wood as well as Masonry surface

Technical Data (Specification Data)

Colours	White
Finish	Smooth & Matt
Clean-up Solvent	Mineral turpentine / general purpose thinner
Gloss	Matt
Coverage	11 - 12 m ² / litre / coat (Actual coverage is dependant on the substrate condition) *Coverage is calculated on smooth primed surface by brushing.
Recommended Thinner	Mineral turpentine / general purpose thinner
Dry Time 77°F (25°C) & 50 RH	To touch: *1 - 2 hours touch dry To re-coat: 8 - 10 hours *(depending on the temperature and humidity)
Dilution	Mineral turpentine / general purpose thinner Upto 20% by volume mineral turpentine or general purpose thinner

NIPPON PAINT (INDIA) PRIVATE LIMITED, 9th Floor, East Wing, KRM Centre, No.2, Harrington Road, Chetpet, Chennai - 600 031, Tamil Nadu, India.
Ph: 044 - 42982222, Fax : 044 - 42982200, Email: tu@nipponpaint.co.in, Toll-free No: 1800-425-3636, SMS 'NIPPON' at 53636

Standard Application System

Surface preparation	Remove flakes of old paint or powdery residues by sanding using an emery paper. Surface must be free from dirt, grease, oil and other foreign substances.
---------------------	---

Recommended Paint System

Directions for use	<p>STEP 1: Ensure surface clean and dry. Remove dust, dirt, grease and any other contaminants for previously painted surfaces. Scrap off loose and flaking paint film. In case of metal surfaces, rust should be completely removed by sandpaper or a wire-brush & wipe clean</p> <p>STEP 2: Smoothen the surface with sandpaper and then clean and dry.</p> <p>STEP 3: Apply Nippon Multi Purpose Solvent Primer for wood & ferrous metal surfaces Allow it to dry for over night.</p>
--------------------	---

Precautions

Avoid painting when the temperature is below 10 degrees Celsius. Painting is not recommended if the moisture content and alkalinity of the walls is high. Moisture content of the walls should be below 10% (measured by Protimeter) and alkalinity of the wall should be below pH-9. Relative humidity should be below 85%. Painting on a newly plastered wall is recommended after 12 weeks of curing.

Application

Brush	Dilute the paint upto 20% by volume using Mineral turpentine / general purpose thinner
Conventional spray	Dilute the paint upto 30% by volume using Mineral turpentine / general purpose thinner

Safety, Health & Environmental Information

During painting	Always work in a well ventilated area. Wear appropriate attire, especially gloves and eye protection gear. Avoid contact with skin as it may cause irritation.
Cleaning	Clean all equipment with Mineral turpentine / general purpose thinner immediately after use.
Safety instructions	In the case of eye contact or swallowed, rise immediately with water and seek immediate medical treatment.
Storage	Store paint in a cool, dry and place them away from heat sources, flammables or direct sunlight. Keep container tightly closed in a secure, upright position. Do not store near food, drink or animal feed. Keep out of reach of children. Dispose of any paint waste in accordance with the appropriate environmental Quality Regulation.